

Nature Quest Activity



At a Glance:

Capture the moment as you explore the natural world. Gather your family and head outside on a quest to discover some of the natural wonders around you.

Nature Quest Materials:

- Camera
- Construction or scrapbook paper
- Crayons, colored pencils, markers
- Glue stick or tape
- Nature Quest Card (page 2)
- Pencil
- Photo paper or printer paper
- Scissors
- Stapler or hole punch and yarn
- Stickers, paint, arts and crafts materials


















Directions:

1. Print out the Nature Quest Card (page 2) or download to your device to take outside with you.
2. As you find each item, cross it off and take a photo with you and your family.

Nature Quest Scrapbook:

1. Once you have completed the Nature Quest, upload your photos to your computer and print out your favorites.
2. Cut out your photos and glue them to the construction or scrapbook paper.
3. Decorate each page using arts and crafts materials.
4. Let each page dry, then bind your pages together using a stapler or punch holes in the pages and bind with string.



<p>Pollinator</p> 	<p>Worm</p> 	<p>Leaf with Pointy Edges</p> 
<p>Something that Smells Good</p> 	<p>Bird</p> 	<p>Spider Web</p> 
<p>Insect</p> 	<p>Shaped Cloud</p> 	<p>Acorn</p> 
<p>Cool Shaped Branch</p> 	<p>Squirrel</p> 	<p>Rock</p> 
<p>Something Round</p> 	<p>Something Fuzzy</p> 	<p>Something Beautiful</p> 
<p>Something Red</p> 	<p>Something You Didn't Expect to See</p> 	<p>Mushroom or Moss</p> 