


Social Guide Visiting Longwood Gardens

An introduction to
first-time visitors,
families, or visitors
on the autism
spectrum.



LONGWOOD
GARDENS

Know Before You Go

Visiting Tips

- For entrance into the Gardens, please bring your Gardens Admission Ticket or your Member reservation and photo ID. Any fidgets, headphones, or other comfort tools are also allowed.
- You are allowed to bring water and snacks (not picnics) into the Gardens.
- Communicate about your visit with your family.
- Prepare for social engagement, create a social script for engaging with staff who sell tickets in the Visitor Center or people who work in the Gardens
- If you have any questions call us 610.388.1000.
- Before you go, check the website to inform you about any potential sensory issues.
- If you have a service animal, create a social script to answer questions about your animal.
- Plan your travel to and from the Gardens, there is no public transportation that makes scheduled stops at Longwood Gardens.
- The exhibits are always changing, so check the website before you visit to find out what flowers are in bloom, what tours are available, and fountain show times.
- If you have visited the Gardens before, remember that the displays change often and you might not see all the same things that you saw last time.
- Restrooms in the Visitor Center are not available. Look for signs in the Gardens to find the restroom location nearest you. The closest restrooms after entry into the Gardens is located near the Open Air Theatre.

- Once you are in the Gardens, stay as long as you like! Re-entry is not allowed at this time.

Getting Around: Stroller/Wheelchair Rentals

- Longwood covers many acres (over 400 that are open to the public!). Walking or using a personal mobility device, wheelchair, or electric scooter are the only ways in which to experience it.
- Mobility device rentals are available on a first-come, first-served basis. A limited number of wheelchairs are available via self-service at the Visitor Center. Scooter rentals are also available on a first-come, first-served basis at the Visitor Center. Strollers are not available. You are welcome to bring your own mobility device.

Directions

The Gardens are located three miles East of downtown Kennett Square, PA on RT 1.

GPS Address

399 Longwood Road
Kennett Square, PA 19348

Mailing Address

1001 Longwood Road
Kennett Square, PA 19348

Hours

Longwood opens daily at 10 am. The Gardens are closed on Tuesdays. Check our website as closing times vary by season.

Sensory Tip Sheet



Visual

There will be many signs in flower beds indicating types of plants on display.

The Organ and Pump House museums have large displays describing what I am seeing.

Text information is not necessarily required to experience but adds to the exhibit.

Touch

I will not touch any of the plants I see, but can splash in the water at either of the Children's Gardens.

Auditory

The fountain shows will have loud music, colored lights, and the water jets can make loud popping sound too.

Olfactory

Many of the plants on display in the Conservatory have smells that may be familiar or new—if the smell is too strong, I can step outside for some fresh air.

Introduction

We can read this story as we get ready for our trip to Longwood Gardens. In this story we'll learn about how to park and enter the Gardens, some of the people who work at the Gardens who can help us with our visit, and some of the things that we can do and see when we visit.

Visiting Longwood Gardens



Soon I will go to Longwood Gardens. This is a story about what I will see, hear, and even touch! When I see this sign I know we have arrived.

Parking & Entering the Visitor Center



Once we park our car, we will enter the Gardens through the Visitor Center.

We may park our car in a grassy lot, a paved lot, or park far away and take a bus to the Visitor Center. There will be staff in yellow shirts helping find a place to park. I will stay with my family as we walk from the car to the Visitor Center.



Purchasing Tickets/ Membership Cards



I will get in line
to scan my ticket.

It could be busy, and may have to wait a few minutes, I will patiently wait for my turn. Once it is my turn, I will talk to the staff member and pay for my ticket. The staff member can answer any questions I may have.

I need to use my inside voice because the hallways are long and everything echoes.



Types of Helpful Staff Members I May Meet



Garden Staff

When I enter the Visitor Center I will be greeted by a staff member wearing a green shirt and name tag.

I will see these staff members in the Visitor Center, working in the garden beds, and walking around ready to answer questions.



Public Safety and Security

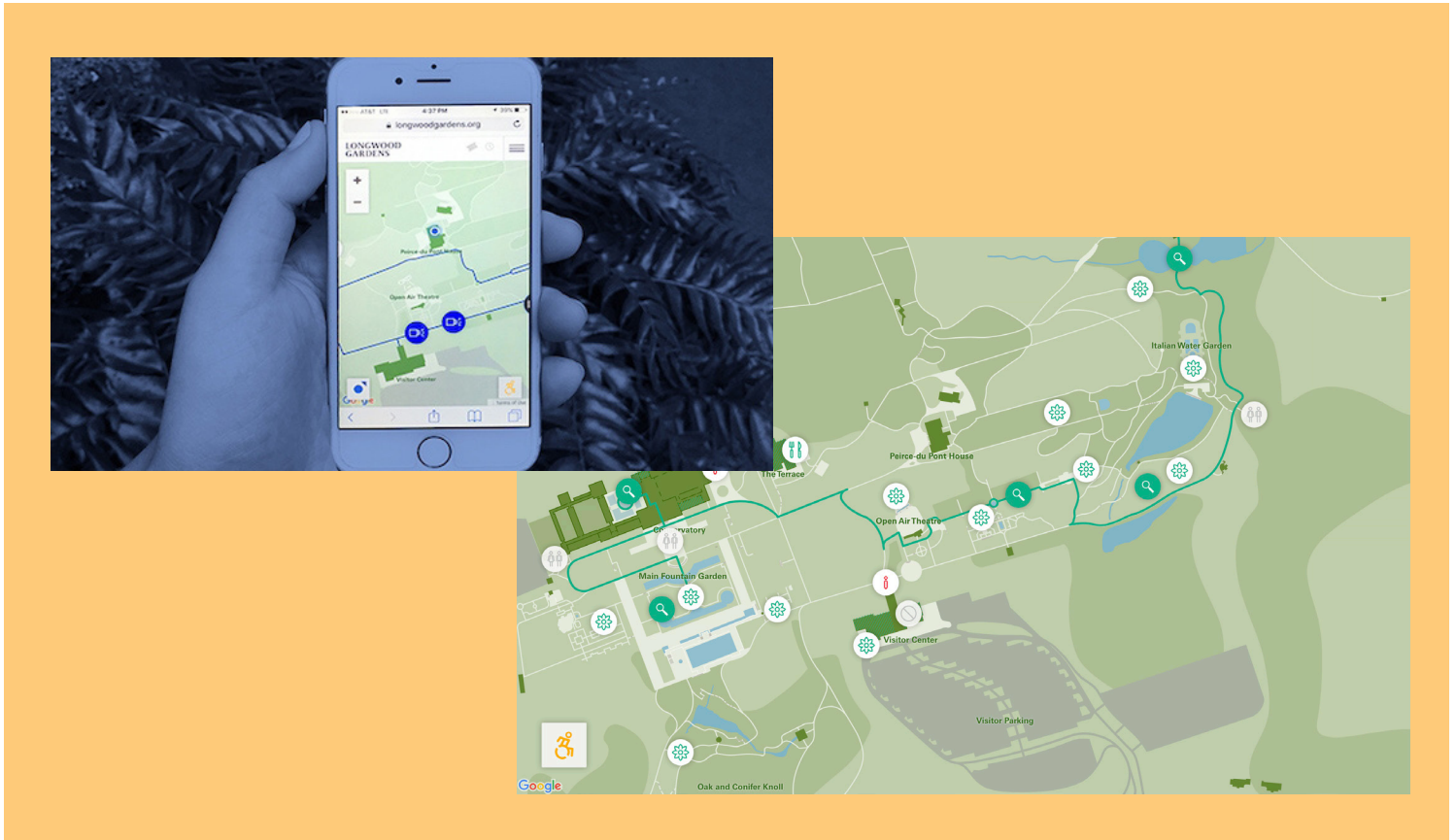
I will see Security Guards in the Visitor Center and all over the Gardens. These staff members wear yellow shirts and a name tag. They are here to help keep me and plants in the Gardens safe. If I have any questions, I can ask a Security Guard.

Entering the Gardens



I will scan my ticket or
Member reservation at the
entrance to the Gardens.

Garden Map



If I have a smart phone, I can view the interactive mobile map at longwoodgardens.org/map.

There is so much to see and do in the Conservatory. I will stay close to my family because there are many rooms and I don't want to get lost.

If I use the mobile map, I can explore the Discovery Trail and discover hidden secrets in the Main Fountain Garden, identify trees in Peirce's Woods, search for wildlife in our Meadow Garden, and even take a meditative moment with garden-inspired yoga poses.



Exploring the Gardens



There is so much to see and do at the Gardens that I may not get to see everything in one day.

I will talk with my family about what I really want to see and what we will try to see if time allows.

I can use my phone or camera to take photos all over the Gardens to help me remember my visit.

Exploring the Gardens



Conservatory

I can explore all the different rooms of the Conservatory. I will walk in the Conservatory not run and will not touch any of the plants I see. I must use my inside voice while in the Conservatory.

In the summer I can go outside and see the giant waterlilies. The Conservatory can get a little crowded, so I will stay close to my family. If I need to leave, there are many exits so I can go outside.



Organ Museum

I can visit the Organ Museum in the Conservatory and interact with different buttons and sounds. These can be loud at times so I may want to bring headphones.

In the Organ Museum I can see all 10,010 pipes that make the organ work.

There are a lot of signs I can read in the museum to teach me how the organ works.



Canopy Cathedral Treehouse


I can explore this two-story tree house near the Italian Water Gardens. I can walk out on the deck and see a beautiful view of the Large Lake. I need to be careful going up the stairs, if it rains or snows, the stairs can be slippery.

Exploring the Gardens



Lookout Loft Treehouse

I can use my wheelchair to get into this treehouse. I can listen through the copper horns to hear the sounds from the surrounding forest and meadow



Birdhouse Treehouse

I can climb the stairs to the top of the treehouse to get a bird's eye view of the Gardens.



Daytime Fountain Performances

(depending on the season)

I can walk through the Main Fountain Garden and if time allows watch a fountain performance.

The music and water jets can be very loud, I may want to wear my headphones during the show.

These fountain shows only last between 5–12 minutes.

I can not play in these fountains only look with my eyes.

Exploring the Gardens



Daytime Open Air Theatre Fountain Shows

(depending on the season)

On most days I can watch a fountain show at the Open Air Theatre. These fountain shows are only five minutes long.

I may want to wear headphones when watching the show. The music and water jets can be loud.



Illuminated Fountain Show

(depending on the season)

On select nights during the summer and fall I can see an Illuminated Fountain Performance. I will see hundreds of water jets, beautiful colors, and hear great music.

The music can be very loud, so I may want to bring my headphones to wear during the show. For this show, I can bring a chair or blanket to sit on.

It may be crowded at this fountain show so I will stay close to my family.



Historic Pumproom & Gallery

If I want to look at something other than flowers, I can visit the Historic Pump Room & Gallery also known as the Engineer's Garden.

Here I can learn about and touch the pumps that used to make the Main Fountain Garden work. There are tons of artifacts and drawings I can look at and read about.

This is also a nice place to visit if I get too hot from walking around the Gardens and need to take a break.

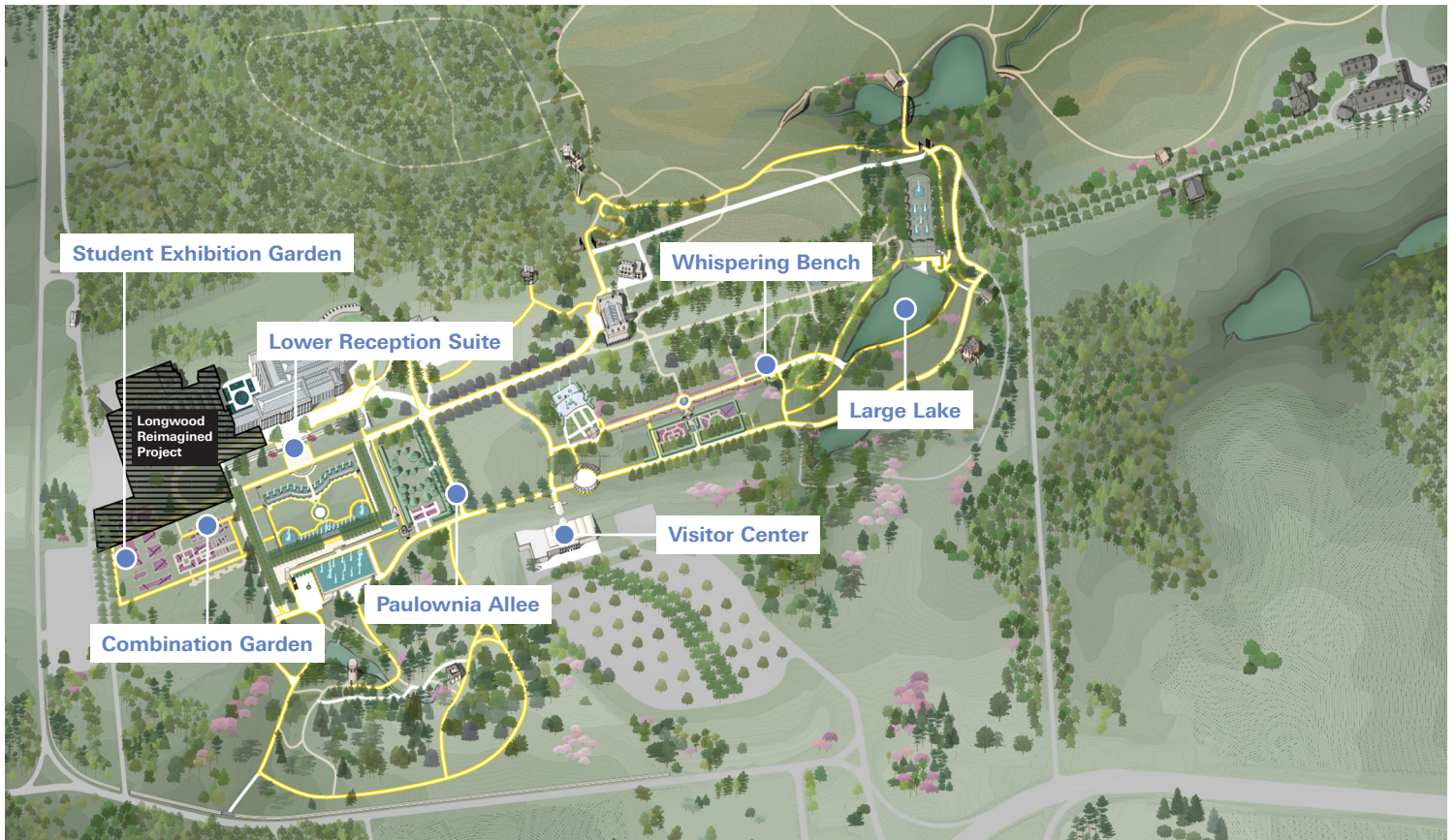
Exploring the Gardens



Meadow Garden

The Meadow Garden is a large field with tall grasses that I can explore with my family. I can look for wildlife, hike on trails, or visit an old farmhouse.

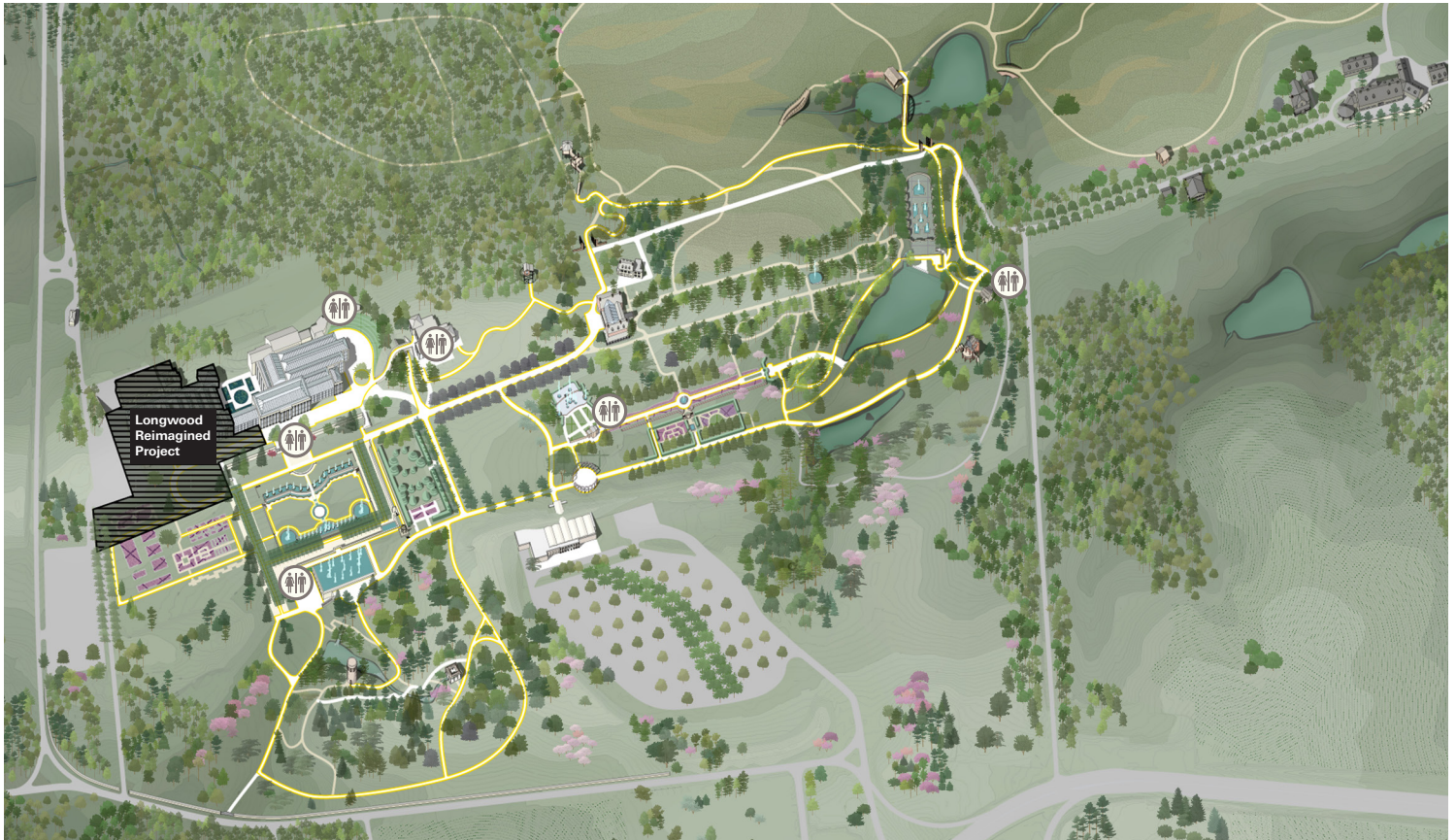
Quiet Places to Rest



If the Gardens get too loud
or I need to take a rest from
walking I can find a quiet
place to take a break.


*Additional benches and quiet places to rest
are found throughout the Gardens.*

Restrooms



If I need to use the restroom,
I can find one in several places
throughout the Gardens.

If I need to use the bathroom, I will tell
someone in my family.

I can look on my Gardens Map to find
the nearest one to my family and me,
indicated with this symbol .

Restaurant/ Picnic Area



There are many options to eat while I am at Longwood Gardens.

We can eat in The Café (pictured above), 1906 Fine Dining, Beer Garden, or at the Picnic Area located outside the Main Parking Lot on Longwood Road.

If the weather is nice, I can sit outside and eat with my family. I'll order directly from the table host or from my phone.

I can bring a snack into the Gardens with me, but full picnics are not allowed in the Gardens.



The Garden Shop



After my time exploring the Gardens is over, I can walk through The Garden Shop to look for a souvenir to remember my visit.

I can ask anyone wearing a name tag in The Garden Shop if I have questions about any of the items for sale. I will walk through The Garden Shop and use my inside voice.

Exiting the Gardens

When my visit to Longwood Gardens is over. I am going to exit through the Visitor Center. The same way we came in.

My family and I will find our car in the parking lot. If it is a busy day I may have to ride a bus back to the place where we parked our car.

I had a great time exploring the Gardens with my family today, I can't wait to come back soon!

More Information

For more information on visiting the Gardens including:

- [Frequently Asked Questions](#)
- [Directions, Transportation, and Parking](#)
- [Family and Kid's Activities](#)
- [Interactive Map](#)

Please visit longwoodgardens.org, contact us at questions@longwoodgardens.org, or by phone at 610.388.1000.

